

Executive Series



Sensible. Efficient. Beautiful.


NT window[®]
Windows of Opportunity[®]



WINDOW STYLES



DOUBLE HUNG

| | |
|----------------|-------------------------|
| U-Factor | 0.29 |
| SHGC | 0.20 |
| Air filtration | .09 cfm/ft ² |
| Structural | LC-35 / 45* |

*Optional DP Package



SINGLE HUNG

| | |
|----------------|-------------------------|
| U-Factor | 0.28 |
| SHGC | 0.21 |
| Air filtration | .03 cfm/ft ² |
| Structural | LC-25 / 45* |



SLIDING

| | |
|----------------|-------------------------|
| U-Factor | 0.28 |
| SHGC | 0.21 |
| Air filtration | .18 cfm/ft ² |
| Structural | LC-30 / 40* |

*Optional DP Package



PICTURE

| | |
|----------------|--------------------------|
| U-Factor | 0.27 |
| SHGC | 0.22 |
| Air filtration | <.01 cfm/ft ² |
| Structural | C-50 |

Above values represent tested values when ordered with Low-e & argon, Super Spacer, no grids.

Guaranteed To Perform. Industry Best Warranty Included.

An industry best rated Limited Lifetime Transferable Warranty is included with your purchase. This comprehensive warranty covers the operation and performance of your windows and gives you peace of mind that your investment will always be protected. There is also an optional Glass Breakage Warranty for customers who desire extra protection.



Executive Series Windows with high performance glass packages are ENERGY STAR® Qualified for all regions of the country.

ENERGY STAR is a voluntary program that helps consumers make the best choices to save energy, save money, and fight climate change - at home, at work, in their businesses, and in their communities.

Simple. Fresh. Functional. The Way It Should Be.

Executive Series Windows are designed with performance and overall value in mind. There's something special about solid, simple design. With lower cost and more value, the Executive Series Windows are right on the mark with style, safety, energy efficiency and performance. Take a look, the Executive Series is likely to offer all that you need in a window and much more.

Superior Glass Equals Outstanding Performance.

Cardinal LoE³-366 offers the ultimate experience in window performance glass. This glass delivers the perfect balance of solar heat control and high visibility. It also provides peak levels of year-round comfort and energy savings, making it the perfect glass regardless of which part of the country you live in. With three layers of silver on the glass, you are certain to enjoy year-round thermal protection all day, everyday.

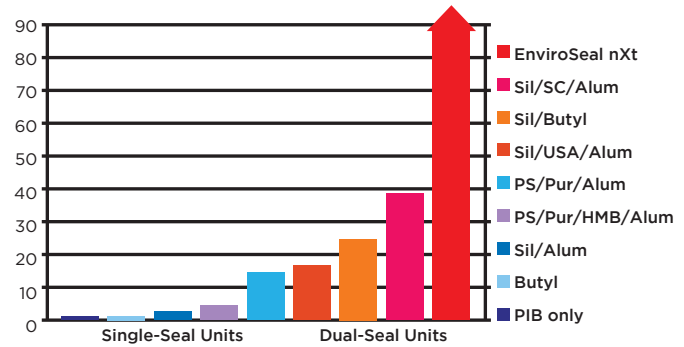
Executive Series vs. The Others - Performance Comparison

| Glass Package | U-Factor (Insulating Performance) | SHGC (Solar Performance) | UV |
|-------------------------------|--------------------------------------|-----------------------------|-----|
| Single pane, clear glass | 1.04 | 0.66 | .71 |
| Double pane, clear glass | 0.48 | 0.76 | .56 |
| Ordinary low-E | 0.35 | 0.72 | .44 |
| LoE ³ -366 / Clear | 0.28 | 0.21 | .05 |

*Above values represent the single hung tested values, Test values may change depending upon configuration and options chosen.

A Warmer Edge Is Standard. EnviroSeal NXT by Super Spacer® Really Delivers.

EnviroSeal nXt™ is the energy-efficient, warm-edge glass spacer of the future. The energy efficiency of a window can be measured by the amount of heat conducted through its materials. EnviroSeal nXt™ contains no metal, therefore it conducts less energy to improve the edge of glass temperature by as much as 16.6° F when compared to other spacer systems.




A Warmer Edge Decreases The Chance For Condensation.

Because of its advanced structural foam and dual seal design, EnviroSeal nXt delivers on the promise of warm technology. Not only does EnviroSeal nXt enhance perimeter glass performance, it also positively affects a windows overall R-value.



Air Infiltration Comparison



Executive Series Windows are manufactured to prevent air infiltration even in the harshest weather conditions. Our air infiltration rates surpass industry standards and offer more air infiltration protection than the typical product.

Constant Force For Years of Worry Free Performance.

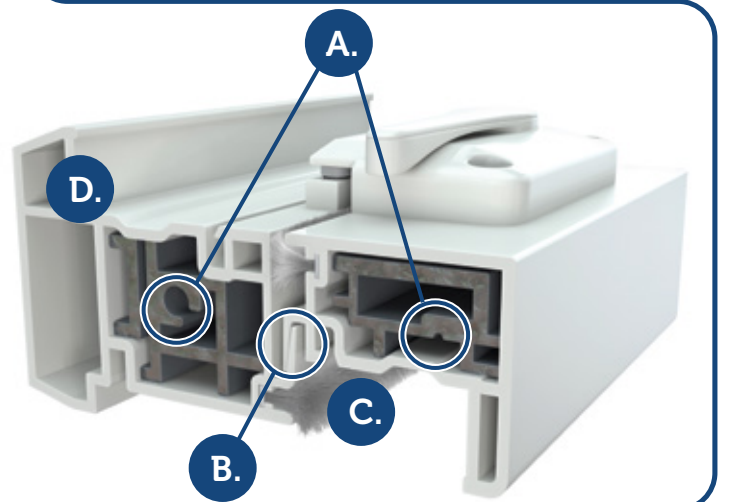
Some windows use a spiral balance system that can loosen and fail over time, but because Constant Force Coiled Balance Systems hold their shape and strength you can rest assured that your windows will operate just as smoothly as the day they were installed, after years of use.



Windows Made for a Tight Fit.

The meeting rail on Executive Series Windows features an interlock that intersects where the two sashes meet reducing the threat of air/water infiltration.

- A.** Aluminum reinforcements add strength and durability to the overall window
- B.** Meeting rail interlock system assure a tight seal preventing air infiltration
- C.** Deluxe weatherstripping provides superior thermal performance
- D.** Multichamber design increases the overall R-Value of your windows



Standard Features

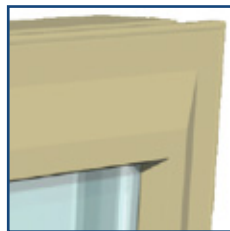
- 3 1/4" frame profile for added structural integrity and energy performance.
- 3/4" insulated glass unit with double strength glass using the warm edge no metal Enviroseal NXT by Super Spacer® system to give the optimal return on energy savings.
- Constant force balance system for smooth and quiet operation for all sizes with no maintenance concerns.
- Multi-chambered frame and sash components with heavy wall thickness for enhanced structural and thermal performance.
- Dual FinSil weatherstripping providing ultimate air and water infiltration protection and structural ratings.
- True slope sill design to aid in extreme weather and driving rains with double weatherstripped interior leg for added protection.
- Metal reinforced meeting rail to enhance structural performance.
- Tilt in sashes using patented EasyClean™ tilt latches for easy cleaning and maintenance.
- KidSafe™ Hardware provides you with a safe, lead free locking system with proven durability for your home.



Colors



Creme White




Almond

Glass Styles

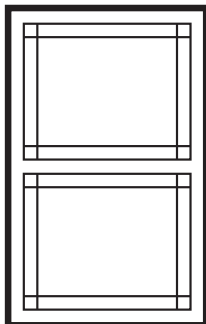
Obscure Glass




Grids



Colonial




Prairie



Continuous Prairie

Rain Glass



Design your own!
Custom grid
patterns available.





NTwindow®

www.ntwindow.com



Proud supporter of:

